

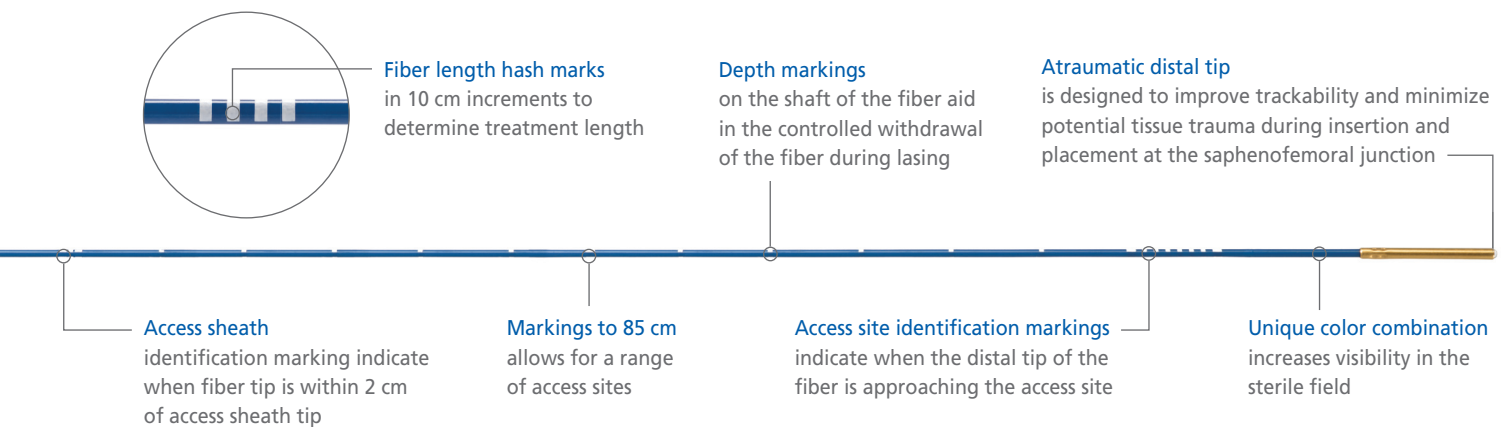
NeverTouch Direct
PROCEDURE KIT

Go Direct: Less steps. Less time.

All the benefits of the NeverTouch* fiber with a shorter procedure time

NeverTouch Direct* Fiber

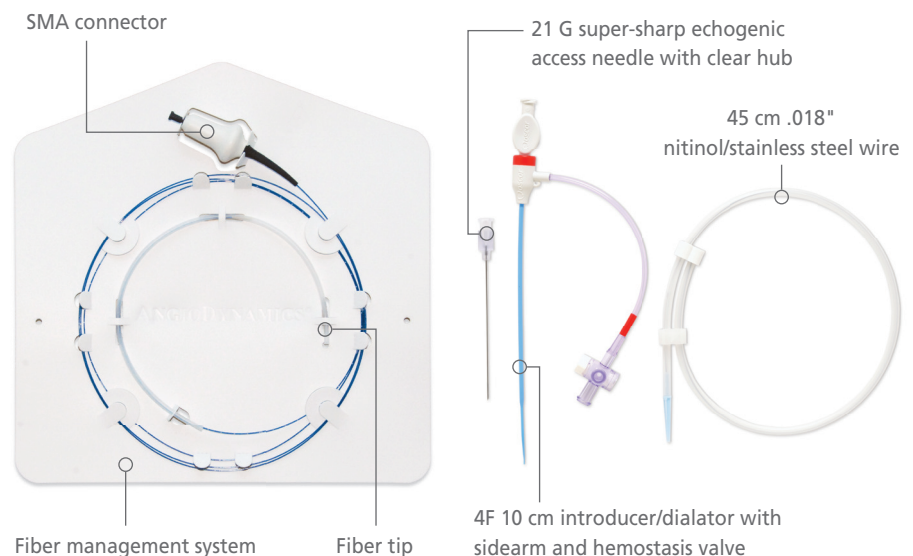
- Provides same benefits as the NeverTouch fiber, now with an atraumatic tip for sheathless placement
- Allows physicians to advance to the saphenofemoral junction without the use of a TRE-Sheath* introducer in appropriate patients
- Allows physicians to gain access, advance the fiber and treat a diseased vein without the placement of a second guidewire
- Results in faster procedures and fewer components



New Procedure Kit Design

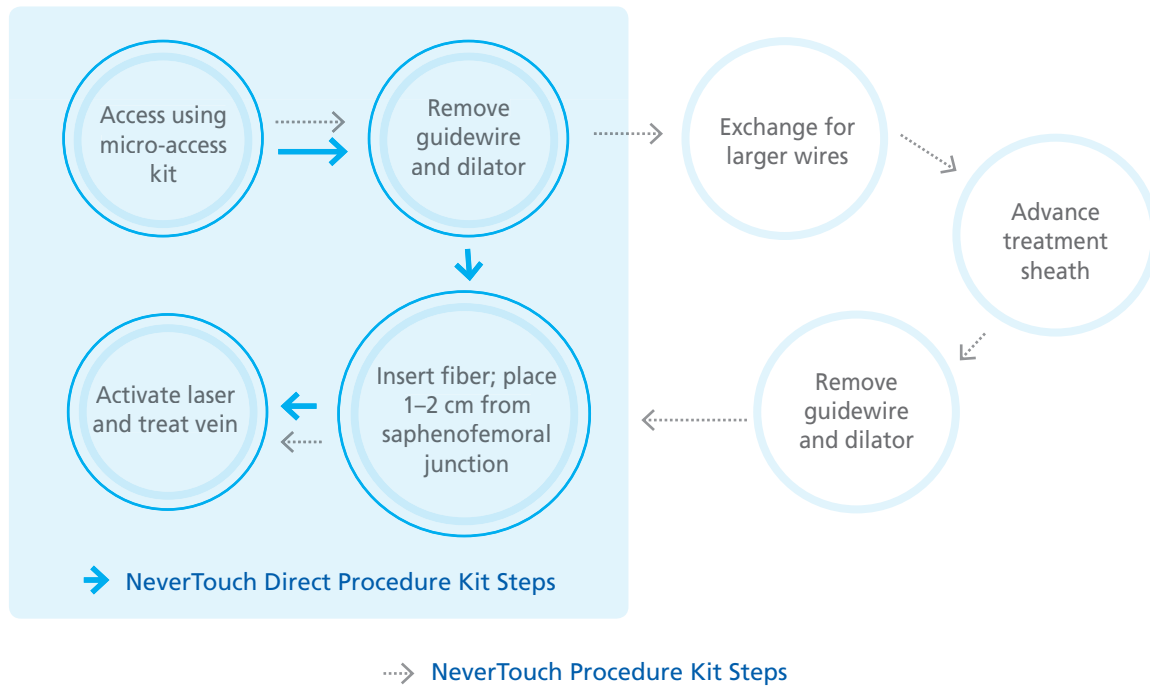
New package designed with physician feedback increases usability and functionality:

- The new fiber management system allows for controlled removal of the fiber to increase ease of use and helps maintain a sterile field
- Access in the sterile field from either the SMA connector or fiber tip, or both
- Separate micro-access components packaging reduces waste
- Stackable boxes with a smaller package footprint makes storage more efficient



Procedure Steps: NeverTouch Direct Kit vs. NeverTouch Kits[†]


Fewer procedure steps result in a reduction of procedure time.



[†]The above is an abbreviated representation of the steps to treat a vein with the VenaCure EVLT[®] system. All the steps necessary to successfully treat a varicose vein have not been included.

The Proprietary Science Behind NeverTouch Fibers

The innovation behind the NeverTouch fiber is a glass weld at the distal tip of a 600 μm fiber. The weld results in an effective fiber diameter of 905 μm and lowers the actual power density by 56 percent from that of a standard bare tip 600 μm fiber. The net effect is a homogeneous ablation with less focal charring of the vein wall than that which is seen with bare tip fibers. AngioDynamics' patent-pending technology is different from competitors with standard covered-tip fibers that have the same power density as a 600 μm fiber.



NEVERTOUCH DIRECT PROCEDURE KIT

Description	Part #	Sheath Length	Access Guidewire
NeverTouch Direct Procedure Kit	11403101	10 cm	45 cm

PROCEDURE KIT INCLUDES: (1) NeverTouch Direct fiber, (1) 21 G echogenic access needle, (1) 4F 10 cm introducer/dilator, (1) 45 cm .018" nitinol/stainless steel wire

ACCESSORIES

Description	Part #	Size
Guidewire Double-ended 3 mm J/Straight Floppy-tip Fixed Core (PTFE Coated)	05501101	.035" x 150 cm
Aqua Liner® Guidewire Straight Regular	60000201	.035" x 150 cm

AngioDynamics' VenaCure EVLT endovenous laser vein treatment offers patients a proven, minimally-invasive choice for treating the source of their varicose veins and provides them with immediate recovery and a return to normal daily routines. The VenaCure EVLT system includes 1470 nm and 810 nm lasers, a choice of procedure kits, procedure accessories, marketing materials and support, and more. For more information on these products, including our proprietary NeverTouch fiber technology, please visit www.VenaCure-EVLT.com.

IMPORTANT RISK INFORMATION

INDICATION FOR USE: The AngioDynamics, Inc. VenaCure EVLT NeverTouch Direct Procedure Kits are indicated for endovascular coagulation of the Great Saphenous Vein (GSV) in patients with superficial vein reflux, for the treatment of varicose veins and varicosities associated with superficial reflux of the Great Saphenous Vein (GSV), and for the treatment of incompetence and reflux of superficial veins of the lower extremity. This product should be used only with lasers cleared for use in the treatment of varicose veins, varicosities with superficial reflux of the GSV, and in the treatment of incompetent refluxing veins in the superficial venous system in the lower limbs.

CAUTION: Federal (USA) law restricts the sale of this device by or on the order of a physician.

CONTRAINDICATIONS: Patients with thrombus in the vein

segment to be treated, patients with an aneurysmal section in the vein segment to be treated or patients with peripheral artery disease as determined by the Ankle Brachial Pressure Index with a value of <0.9 should not have their varicosities ablated.

WARNINGS AND PRECAUTIONS: Treatment of a vein located close to the skin surface may result in skin burn. Tissue not targeted for treatment must be protected from injury by direct and reflected laser energy. All persons in the treatment room **MUST** wear protective glasses with the proper rating for the wavelength being used.

CAUTION: This device is ethylene oxide sterilized and intended for single patient use only. Do not reuse or resterilize the fibers. Contents sterile in unopened, undamaged package. Do not use if opened or any

sign of product damage is visible. Carefully read all directions and observe all Warnings and Precautions prior to performing the procedure.

POTENTIAL COMPLICATIONS: Adverse reactions may include, but are not limited to: vessel perforation, thrombosis, pulmonary embolism, phlebitis, hematoma, infection, skin pigmentation alteration, neovascularization, paresthesia due to thermal damage of adjacent sensory nerves, anesthetic tumescence, non-target irradiation, vasospasm, hemorrhage, necrosis, skin burns and pain.

Indications, contraindications, warnings and instructions for use can be found in the instructions for use supplied with each device. Observe all instructions prior to use. Failure to do so may result in patient complications.



USA > 14 Plaza Drive, Latham, NY 12110 > tel: 800-772-6446 or 518-798-1215 > fax: 518-798-1360
International > Haaksbergweg 75 (Margrietoren), 1101 BR, Amsterdam Z-O > The Netherlands
tel: +31 (0)20 753 2949 > fax: +31 (0)20 753 2939

www.angiodynamics.com

*AngioDynamics, the AngioDynamics logo, VenaCure EVLT, the VenaCure EVLT logo, NeverTouch, NeverTouch Direct and TRE-Sheath are trademarks and/or registered trademarks of AngioDynamics, Inc., an affiliate or a subsidiary. AquaLiner is a trademark and/or registered trademark of Nipro Corporation.
May be covered by or for use under one or more of the following U.S. patents: 5,714,360; 6,986,766; 7,033,347; 7,559,329; 7,483,457; 7,907,643; 8,425,501; other U.S. patents and foreign counterparts pending.

© 2013 AngioDynamics, Inc. MLC 470 US Rev C 02/13