AT THE CORE

OF EVERY PROCEDURE

THE ANGIODYNAMICS DIFFERENCE →

ACCESS GUIDEWIRES →

DIAGNOSTIC GUIDEWIRES →

MICRO GUIDEWIRES →

OUR PORTFOLIO →

angiodynamics

GL/VA/BR/1850 Rev 01 05/2023

OUR EVOLUTIONARY SUPPORT TO MEET YOUR REVOLUTIONARY CARE

The guidewire, or wire guide as it is also known, stands alone in the hierarchy of devices in medical history. The DNA of virtually all of minimally invasive endoluminal medicine can be traced back to the revolutionary technique described by Seldinger in 1953. It literally changed the world. Simply stated, we could not do what we do without these devices. Guidewire selection for any given intervention often equates to failure or success. Choice matters, so we must therefore choose wisely.

- Seyhan Senler, MD
Interventional Radiologist

GINA
with AngioDynamics since 2014

Dr. Seyhan O. Senler, MD is a paid consultant of AngioDynamics, Inc.

GL/VA/BR/1850 Rev 01 05/2023

PERFORMANCE-DRIVEN PRODUCTS FOR SUCCESSFUL PATIENT CARE

Guidewire Selection

Steerability
How well a wire can be guided

Trackability
How effectively the wire follows itself through the anatomy

Pushability
How well a wire transfers the force applied at the proximal end of the wire to the distal tip of the wire

Cross-ability
How well the wire crosses through lesions

Visibility
The ability of the wire to be seen under fluoroscopy

Durability
The ability of the wire to maintain original shape after repeated use during the procedure

Tactile Feedback
The wire's transmission of feedback from the distal tip of the wire to the physician

Behind the Coil



SPRING COIL: CORE-TO-TIP

The core wire is one-piece and extends all the way to the tip of the wire and is encased by a coil that runs the full length of the wire.

- 2-piece design—Coil and Core
- Full-length Spring Coil
- Increases pushability, durability, steerability and improves tactile feedback



SPRING COIL: SAFETY RIBBON

The core wire stops just before the distal tip and the safety ribbon bridges the gap between the end of the core and the distal tip. The spring coil encases both the core wire and a ribbon wire, providing a softer tip and shape retention.

- 3-piece design—Coil, Core and Ribbon Wire
- Full-length Spring Coil
- Delicate, flexible, and soft—easier to shape, can be easily prolapsed, and is less likely to inadvertently injure distal vessels

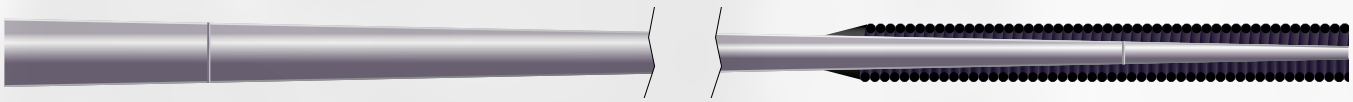

MANDREL WIRE

The outer spring coil is at one end of the wire, while the majority of the wire is a solid wire.

- 2-piece design – Coil and Core
- Partial encasement
- Delivers advantages of a smaller guidewire diameter, while providing maximum body support

GL/VA/BR/1850 Rev 01 05/2023

DECONSTRUCTING A GUIDEWIRE

WIRE COVERS AND COATINGS:

Wires may contain different covers and/or coatings to help improve a wire's performance.

COVERS:

Polymer or plastic covering over the tapered wire core, instead of outer coils.

COATINGS:

Applied to the wire's coils.

- **Hydrophilic:** Increased lubricity.
- **Heparin:** Anti-coagulant.
- **Hydrophobic:** Enhances tactile response.
- **Silicone:** Reduces friction.
- **Polytetrafluoroethylene (PTFE) coating:** Reduces friction

PROXIMAL END:

Is rounded and atraumatic and remains outside the patient, unless a double-ended wire.

COIL:

Constructed similar to a spring; comprises the guidewire's outer layer, either partially or fully along the core wire.

GUIDEWIRE OUTER DIAMETER:

A guidewire's Outer Diameter (O.D.) is measured in inches (in).

GUIDEWIRE LENGTH:

Measured in centimeters (cm). Wire should be longer than the total length in the body and length outside the body (sheath and catheter).



GL/VA/BR/1850 Rev 01 05/2023

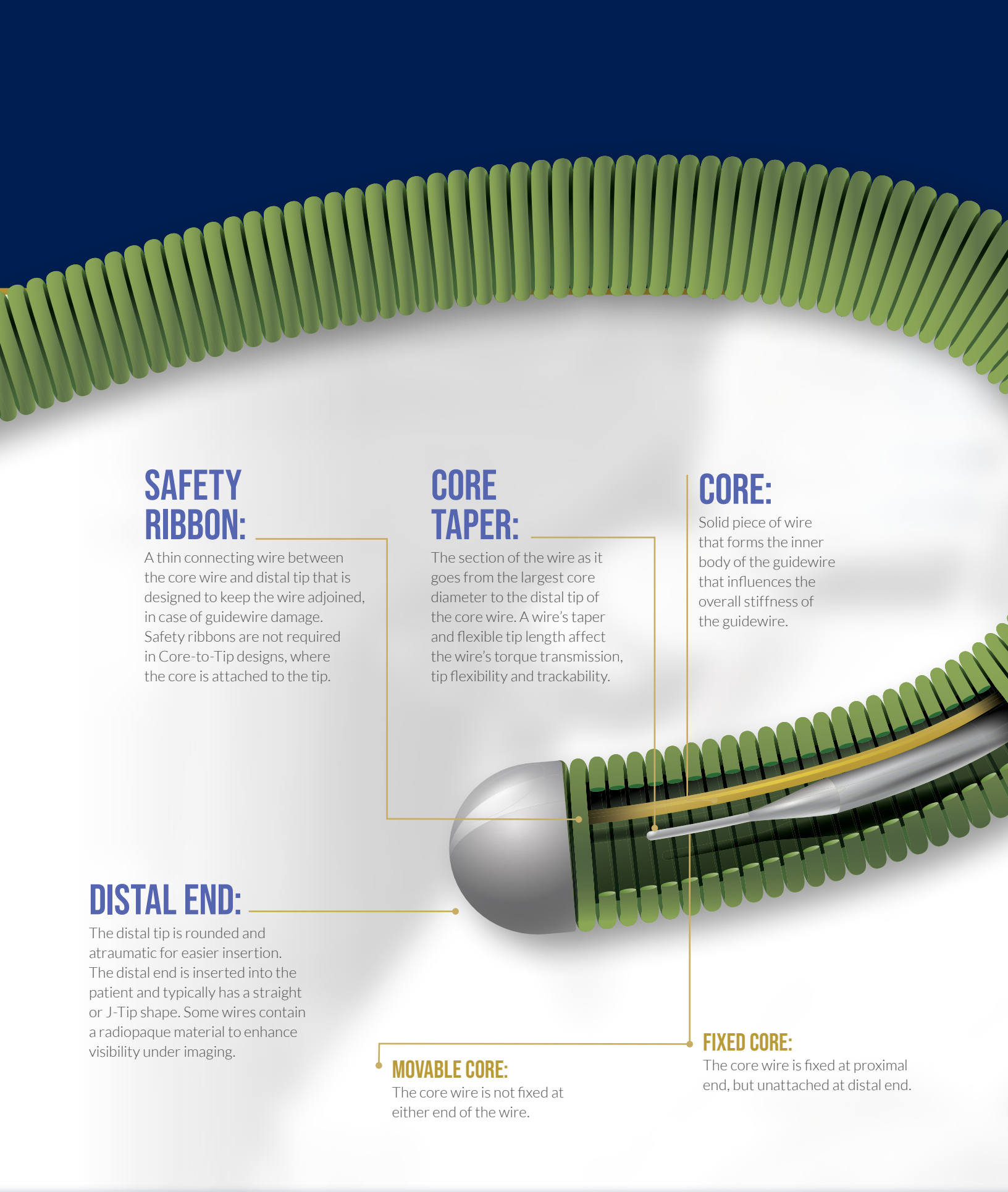

GL/VA/BR/1850 Rev 01 05/2023

ACCESS GUIDEWIRES

START RIGHT EVERY TIME

	MICRO ACCESS GUIDEWIRES[1,2]
INTENDED USE	FACILITATE THE PLACEMENT OF THE MICROINTRODUCER OR DEVICE
GUIDEWIRE TYPE	MANDREL
COATING	NONE
O.D. SIZE (IN)	0.018"
LENGTH (CM)	45, 60, 65, 80 AND 130
TIP CONFIGURATIONS	STRAIGHT
COIL TYPE	ROUND, SPRING COIL
CORE MATERIAL	STAINLESS STEEL OR NITINOL
TIP MATERIAL	STAINLESS STEEL OR RADIOPAQUE



Smooth, Round Tip
for optimal ease during advancement.

Soft, Atraumatic, Highly-Flexible Tip
minimizes vessel damage.

Superior Tip Visibility
under image guidance with radiopaque tip options.

Highly Durable Wire Construction Options
include kink-resistant Nitinol core or robust Stainless Steel.

GL/VA/BR/1850 Rev 01 05/2023

ACCESS WIRE UPN[1,2]	ACCESS WIRE PRODUCT DESCRIPTION	CORE TYPE	COATING	CORE/TIP MATERIAL	WIRE TYPE	TIP SHAPE	O.D. (IN)	LENGTH (CM)	BOX QTY
H787065972015	ACCESS GUIDEWIRE: .018 X 45CM NI/TU	FIXED	NONE	NI/TU	ACCESS	STRAIGHT	0.018	45	10
H965481081	ACCESS GUIDEWIRE: .018 X 65CM NI/TU[2]	FIXED	NONE	NI/TU	ACCESS	STRAIGHT	0.018	65	10
H787065072015	ACCESS GUIDEWIRE: .018 X 45CM SS/SS	FIXED	NONE	SS/SS	ACCESS	STRAIGHT	0.018	45	10
H787065072045	ACCESS GUIDEWIRE: .018 X 60CM SS/SS	FIXED	NONE	SS/SS	ACCESS	STRAIGHT	0.018	60	10
H787065072105	ACCESS GUIDEWIRE: .018 X 80CM SS/SS	FIXED	NONE	SS/SS	ACCESS	STRAIGHT	0.018	80	10
H787065072115	ACCESS GUIDEWIRE: .018 X 130CM SS/SS	FIXED	NONE	SS/SS	ACCESS	STRAIGHT	0.018	130	10
H787065072125	ACCESS GUIDEWIRE: .018 X 80CM SS/PT	FIXED	NONE	SS/PT	ACCESS	STRAIGHT	0.018	80	10
H787065072135	ACCESS GUIDEWIRE: .018 X 130CM SS/PT	FIXED	NONE	SS/PT	ACCESS	STRAIGHT	0.018	130	10

DIAGNOSTIC GUIDEWIRES

TRACK WITH CONFIDENCE

	ADx* VASCULAR ACCESS GUIDEWIRES[1,2]
INTENDED USE	FACILITATES THE PLACEMENT OF DEVICES
GUIDEWIRE TYPE	SPRING COIL: CORE-TO-TIP OR SPRING COIL: SAFETY RIBBON
COATING	POLYTETRAFLUOROETHYLENE (PTFE)
O.D. SIZE (IN)	0.018", 0.021", 0.025", 0.032", 0.035" AND 0.038"
LENGTH (CM)	60, 80, 150, 180 AND 260
TIP WIRE CONFIGURATIONS	BENTSON (STRAIGHT) NEWTON (LT, LLT, LLLT) J-TIP (1.5MM, 3MM, 6MM AND 15MM) STRAIGHT DOUBLE-ENDED ROSEN AMPLATZ
CORE TYPE	FIXED AND MOVEABLE
CORE/TIP MATERIAL	STAINLESS STEEL/STAINLESS STEEL



Soft, Flexible, Atraumatic Tip
minimizes vessel damage.

Finger Straightenable J-Tip
for maximum efficiency during the procedure, not requiring re-loading the J-Straightener.

Built-in-Safety Ribbon
ensures guidewire remains intact, in the event of fracturing or stretching.

Solid Tensile Strength
for continued performance throughout the procedure.

Tight Specifications and Tolerances
ensure device compatibility.

Proprietary Pre-Coat Process
increases lubricity with a durable and uniform PTFE coating.

GL/VA/BR/1850 Rev 01 05/2023

WIRE CONFIG.		ADx GUIDEWIRE UPN[1,2]	ADx PRODUCT DESCRIPTION	CORE TYPE	COATING	CORE/TIP MATERIAL	TIP SHAPE	O.D. (IN)	WIRE LENGTH (CM)	TAPER LENGTH (CM)	BOX QTY
WORKHORSE	BENTSON	H7878141350801	ADx GUIDEWIRE: .035 X 080CM FC ST BENSTON, PTFE	FIXED	PTFE	SS/SS	STRAIGHT	0.035	80	15	10
		H7878141351501	ADx GUIDEWIRE: .035 X 150CM FC ST BENSTON, PTFE	FIXED	PTFE	SS/SS	STRAIGHT	0.035	150	15	10
		H7878141351801	ADx GUIDEWIRE: .035 X 180CM FC ST BENSTON, PTFE	FIXED	PTFE	SS/SS	STRAIGHT	0.035	180	15	10
		H7878141352601	ADx GUIDEWIRE: .035 X 260CM FC ST BENSTON, PTFE	FIXED	PTFE	SS/SS	STRAIGHT	0.035	260	15	10
		H7878141380801	ADx GUIDEWIRE: .038 X 080CM FC ST BENSTON, PTFE	FIXED	PTFE	SS/SS	STRAIGHT	0.038	80	15	10
		H7878141381501	ADx GUIDEWIRE: .038 X 150CM FC ST BENSTON, PTFE	FIXED	PTFE	SS/SS	STRAIGHT	0.038	150	15	10
		H7878141382601	ADx GUIDEWIRE: .038 X 260CM FC ST BENSTON, PTFE	FIXED	PTFE	SS/SS	STRAIGHT	0.038	260	15	10
	NEWTON	H7878155351501	ADx GUIDEWIRE: .035 X 150CM FC 3MM J NEWTON LT, PTFE	FIXED	PTFE	SS/SS	3MM J	0.035	150	10	10
		H7878155381501	ADx GUIDEWIRE: .038 X 150CM FC 3MM J NEWTON LT, PTFE	FIXED	PTFE	SS/SS	3MM J	0.038	150	10	10
		H7878152351501	ADx GUIDEWIRE: .035 X 150CM FC ST NEWTON LT, PTFE	FIXED	PTFE	SS/SS	STRAIGHT	0.035	150	10	10
		H7878152381501	ADx GUIDEWIRE: .038 X 150CM FC ST NEWTON LT, PTFE	FIXED	PTFE	SS/SS	STRAIGHT	0.038	150	10	10
		H7878153180601	ADx GUIDEWIRE: .018 X 60CM FC ST NEWTON LLT, PTFE	FIXED	PTFE	SS/SS	STRAIGHT	0.018	60	14.3	10
		H7878153250601	ADx GUIDEWIRE: .025 X 60CM FC ST NEWTON LLT, PTFE	FIXED	PTFE	SS/SS	STRAIGHT	0.025	60	14.3	10
		H7878153320601	ADx GUIDEWIRE: .032 X 60CM FC ST NEWTON LLT, PTFE	FIXED	PTFE	SS/SS	STRAIGHT	0.032	60	15	10
		H7878153351501	ADx GUIDEWIRE: .035 X 150CM FC ST NEWTON LLT, PTFE	FIXED	PTFE	SS/SS	STRAIGHT	0.035	150	15	10
		H7878153381501	ADx GUIDEWIRE: .038 X 150CM FC ST NEWTON LLT, PTFE	FIXED	PTFE	SS/SS	STRAIGHT	0.038	150	15	10
		H7878154351501	ADx GUIDEWIRE: .035 X 150CM FC ST NEWTON LLLT, PTFE	FIXED	PTFE	SS/SS	STRAIGHT	0.035	150	20	10
		H7878154381501	ADx GUIDEWIRE: .038 X 150CM FC ST NEWTON LLLT, PTFE	FIXED	PTFE	SS/SS	STRAIGHT	0.038	150	20	10

WIRE CONFIG.		ADx GUIDEWIRE UPN[1,2]	ADx PRODUCT DESCRIPTION	CORE TYPE	COATING	CORE/TIP MATERIAL	TIP SHAPE	O.D. (IN)	WIRE LENGTH (CM)	TAPER LENGTH (CM)	BOX QTY
WORKHORSE	J-TIP	H7878106350801	ADx GUIDEWIRE: .035 X 080CM FC 1.5MM J, PTFE	FIXED	PTFE	SS/SS	1.5MM J	0.035	80	3.5	10
		H7878106352601	ADx GUIDEWIRE: .035 X 260CM FC 1.5MM J, PTFE	FIXED	PTFE	SS/SS	1.5MM J	0.035	260	3.5	10
		H7878106381801	ADx GUIDEWIRE: .038 X 180CM FC 1.5MM J, PTFE	FIXED	PTFE	SS/SS	1.5MM J	0.038	180	3.5	10
		H7878106382601	ADx GUIDEWIRE: .038 X 260CM FC 1.5MM J, PTFE	FIXED	PTFE	SS/SS	1.5MM J	0.038	260	3.5	10
		H7878105251501	ADx GUIDEWIRE: .025 X 150CM FC 3MM J, PTFE	FIXED	PTFE	SS/SS	3MM J	0.025	150	2.8	10
		H7878105252601	ADx GUIDEWIRE: .025 X 260CM FC 3MM J, PTFE	FIXED	PTFE	SS/SS	3MM J	0.025	260	2.8	10
		H7878105321501	ADx GUIDEWIRE: .032 X 150CM FC 3MM J, PTFE	FIXED	PTFE	SS/SS	3MM J	0.032	150	3.5	10
		H7878105322601	ADx GUIDEWIRE: .032 X 260CM FC 3MM J, PTFE	FIXED	PTFE	SS/SS	3MM J	0.032	260	3.5	10
		H7878105350801	ADx GUIDEWIRE: .035 X 080CM FC 3MM J, PTFE	FIXED	PTFE	SS/SS	3MM J	0.035	80	3.5	10
		H7878105351501	ADx GUIDEWIRE: .035 X 150CM FC 3MM J, PTFE	FIXED	PTFE	SS/SS	3MM J	0.035	150	3.5	10
		H7878105351801	ADx GUIDEWIRE: .035 X 180CM FC 3MM J, PTFE	FIXED	PTFE	SS/SS	3MM J	0.035	180	3.5	10
		H7878105352601	ADx GUIDEWIRE: .035 X 260CM FC 3MM J, PTFE	FIXED	PTFE	SS/SS	3MM J	0.035	260	3.5	10
		H7878105380801	ADx GUIDEWIRE: .038 X 080CM FC 3MM J, PTFE	FIXED	PTFE	SS/SS	3MM J	0.038	80	3.5	10
		H7878105381501	ADx GUIDEWIRE: .038 X 150CM FC 3MM J, PTFE	FIXED	PTFE	SS/SS	3MM J	0.038	150	3.5	10
		H7878105381801	ADx GUIDEWIRE: .038 X 180CM FC 3MM J, PTFE	FIXED	PTFE	SS/SS	3MM J	0.038	180	3.5	10
		H7878105382601	ADx GUIDEWIRE: .038 X 260CM FC 3MM J, PTFE	FIXED	PTFE	SS/SS	3MM J	0.038	260	3.5	10
		H7878107351501	ADx GUIDEWIRE: .035 X 150CM FC 6MM J, PTFE	FIXED	PTFE	SS/SS	6MM J	0.035	150	3.5	10
		H7878108351501	ADx GUIDEWIRE: .035 X 150CM FC 15MM J, PTFE	FIXED	PTFE	SS/SS	15MM J	0.035	150	3.5	10
		H7879105321501	ADx GUIDEWIRE: .032 X 150CM MC 3MM J, PTFE	MOVEABLE	PTFE	SS/SS	3MM J	0.032	150	0	10
		H7879105351501	ADx GUIDEWIRE: .035 X 150CM MC 3MM J, PTFE	MOVEABLE	PTFE	SS/SS	3MM J	0.035	150	0	10
		H7879105381501	ADx GUIDEWIRE: .038 X 150CM MC 3MM J, PTFE	MOVEABLE	PTFE	SS/SS	3MM J	0.038	150	0	10
		H7879105381801	ADx GUIDEWIRE: .038 X 180CM MC 3MM J, PTFE	MOVEABLE	PTFE	SS/SS	3MM J	0.038	180	0	10

WIRE CONFIG.		ADx GUIDEWIRE UPN[1,2]	ADx PRODUCT DESCRIPTION	CORE TYPE	COATING	CORE/TIP MATERIAL	TIP SHAPE	O.D. (IN)	WIRE LENGTH (CM)	TAPER LENGTH (CM)	BOX QTY
WORKHORSE	STRAIGHT	H7878101181501	ADx GUIDEWIRE: .018 X 150CM FC ST, PTFE	FIXED	PTFE	SS/SS	STRAIGHT	0.018	150	2.8	10
		H7878101251501	ADx GUIDEWIRE: .025 X 150CM FC ST, PTFE	FIXED	PTFE	SS/SS	STRAIGHT	0.025	150	2.8	10
		H7878101321501	ADx GUIDEWIRE: .021 X 150CM FC ST, PTFE	FIXED	PTFE	SS/SS	STRAIGHT	0.021	150	2.8	10
		H7878101351501	ADx GUIDEWIRE: .035 X 150CM FC ST, PTFE	FIXED	PTFE	SS/SS	STRAIGHT	0.035	150	3.5	10
		H7878101352601	ADx GUIDEWIRE: .035 X 260CM FC ST, PTFE	FIXED	PTFE	SS/SS	STRAIGHT	0.035	260	3.5	10
		H7878101381501	ADx GUIDEWIRE: .038 X 150CM FC ST, PTFE	FIXED	PTFE	SS/SS	STRAIGHT	0.038	150	3.5	10
		H7878101382601	ADx GUIDEWIRE: .038 X 260CM FC ST, PTFE	FIXED	PTFE	SS/SS	STRAIGHT	0.038	260	3.5	10
	DOUBLE ENDED	H7878109351501	ADx GUIDEWIRE: .035 X 150CM FC 3MM J DE, PTFE	FIXED	PTFE	SS/SS	3MM J/ST	0.035	150	3.5	10
		H78781093515011	ADx GUIDEWIRE: .035 X 150CM FC 1.5MM J DE, PTFE	FIXED	PTFE	SS/SS	1.5MM J/ST	0.035	150	3.5	10
		H7878109381501	ADx GUIDEWIRE: .038 X 150CM FC 3MM J DE, PTFE	FIXED	PTFE	SS/SS	3MM J/ST	0.038	150	3.5	10
	ROSEN	H7878166350801	ADx GUIDEWIRE: .035 X 080CM FC 1.5MM J ROSEN, PTFE	FIXED	PTFE	SS/SS	1.5MM J	0.035	80	4	10
		H7878166351501	ADx GUIDEWIRE: .035 X 150CM FC 1.5MM J ROSEN, PTFE	FIXED	PTFE	SS/SS	1.5MM J	0.035	150	4	10
		H7878166351801	ADx GUIDEWIRE: .035 X 180CM FC 1.5MM J ROSEN, PTFE	FIXED	PTFE	SS/SS	1.5MM J	0.035	180	4	10
		H7878166352601	ADx GUIDEWIRE: .035 X 260CM FC 1.5MM J ROSEN, PTFE	FIXED	PTFE	SS/SS	1.5MM J	0.035	260	4	10
		H7878166380801	ADx GUIDEWIRE: .038 X 080CM FC 1.5MM J ROSEN, PTFE	FIXED	PTFE	SS/SS	1.5MM J	0.038	80	4	10
		H7878166381801	ADx GUIDEWIRE: .038 X 180CM FC 1.5MM J ROSEN, PTFE	FIXED	PTFE	SS/SS	1.5MM J	0.038	180	4	10
		H7878166382601	ADx GUIDEWIRE: .038 X 260CM FC 1.5MM J ROSEN, PTFE	FIXED	PTFE	SS/SS	1.5MM J	0.038	260	4	10
	AMPLATZ	H7879115351501	ADx GUIDEWIRE: .035 X 150CM MC 3MM J AMPLATZ, PTFE	MOVEABLE	PTFE	SS/SS	3MM J	0.035	150	11.5	10

MICRO GUIDEWIRES

HAVE VISIBILITY. HAVE CONTROL.

NiT-VU GUIDEWIRE

	NiT-VU* HIGH PERFORMANCE MICRO GUIDEWIRES[1,2]
INTENDED USE	FACILITATES THE PLACEMENT OF DEVICES
GUIDEWIRE TYPE	MANDREL
COATING	LUBRICIOUS COATING
O.D. SIZE (IN)	0.014" AND 0.018"
LENGTH (CM)	80, 110, 180 AND 300
TIP WIRE CONFIGURATIONS	STRAIGHT AND ANGLED
CORE TYPE	STANDARD, INTERMEDIATE AND STIFF
CORE/TIP MATERIAL	NITINOL/TUNGSTEN



Tungsten Wound Coil Tip
enhances visibility under fluoroscopy.

Highly Lubricious Coating
reduces friction during wire advancement and placement.

Smooth Parabolic Tip Taper
facilitates efficient, atraumatic placement through tortuous anatomy.

Super-Elastic Nitinol Shaft
provides excellent torque control, flexibility, kink resistance, control and maneuverability.

GL/VA/BR/1850 Rev 01 05/2023

NIT-VU UPN[1,2]	NIT-VU PRODUCT DESCRIPTION	COATING	CORE/TIP MATERIAL	WIRE TYPE	TIP SHAPE	O.D. (IN)	LENGTH (CM)	TIP STIFFNESS	TIP LENGTH (CM)	BOX QTY
H787058001195	NIT-VU MICRO GUIDEWIRE: .014" X 80CM, 5CM STANDARD, ANGLED TIP	YES	NI/TU	MICRO	ANGLED	0.014	80	STANDARD	5	3
H787058001215	NIT-VU MICRO GUIDEWIRE: .014" X 180CM, 5CM STANDARD ANGLED TIP	YES	NI/TU	MICRO	ANGLED	0.014	180	STANDARD	5	3
H787058001235	NIT-VU MICRO GUIDEWIRE: .014" X 300CM, 5CM STANDARD ANGLED TIP	YES	NI/TU	MICRO	ANGLED	0.014	300	STANDARD	5	3
H787058001035	NIT-VU MICRO GUIDEWIRE: .014" X 300CM INTER, ANGLED TIP	YES	NI/TU	MICRO	ANGLED	0.014	300	INTERMEDIATE	7	3
H787058001045	NIT-VU MICRO GUIDEWIRE: .014" X 80CM STANDARD, STRAIGHT TIP	YES	NI/TU	MICRO	STRAIGHT	0.014	80	STANDARD	5	3
H787058001065	NIT-VU MICRO GUIDEWIRE: .014" X 300CM STANDARD, STRAIGHT TIP	YES	NI/TU	MICRO	STRAIGHT	0.014	300	STANDARD	5	3
H787058001135	NIT-VU MICRO GUIDEWIRE: .018" X 80CM STANDARD, ANGLED TIP	YES	NI/TU	MICRO	ANGLED	0.018	80	STANDARD	5	3
H787058001295	NIT-VU MICRO GUIDEWIRE: .018" X 180CM, 5CM STANDARD ANGLED TIP	YES	NI/TU	MICRO	ANGLED	0.018	180	STANDARD	5	3
H787058001075	NIT-VU MICRO GUIDEWIRE: .018" X 80CM INTER, ANGLED TIP	YES	NI/TU	MICRO	ANGLED	0.018	80	INTERMEDIATE	7	3
H787058001115	NIT-VU MICRO GUIDEWIRE: .018" X 180CM INTER, ANGLED TIP	YES	NI/TU	MICRO	ANGLED	0.018	180	INTERMEDIATE	7	3
H787058001255	NIT-VU MICRO GUIDEWIRE: .018" X 80CM, 2CM ANGLED TIP GUIDEWIRES	YES	NI/TU	MICRO	ANGLED	0.018	80	STIFF	2	3
H787058001285	NIT-VU MICRO GUIDEWIRE: .018" X 180CM, 2CM ANGLED TIP GUIDEWIRE	YES	NI/TU	MICRO	ANGLED	0.018	180	STIFF	2	3
H787058001145	NIT-VU MICRO GUIDEWIRE: .018" X 80CM STANDARD, STRAIGHT TIP	YES	NI/TU	MICRO	STRAIGHT	0.018	80	STANDARD	5	3
H787058001265	NIT-VU MICRO GUIDEWIRE: .018" X 110CM, 5CM STANDARD STRAIGHT TIP	YES	NI/TU	MICRO	STRAIGHT	0.018	110	STANDARD	5	3
H787058001155	NIT-VU MICRO GUIDEWIRE: .018" X 180CM STANDARD, STRAIGHT TIP	YES	NI/TU	MICRO	STRAIGHT	0.018	180	STANDARD	5	3
H787058001165	NIT-VU MICRO GUIDEWIRE: .018" X 300CM STANDARD, STRAIGHT TIP	YES	NI/TU	MICRO	STRAIGHT	0.018	300	STANDARD	5	3
H787058001085	NIT-VU MICRO GUIDEWIRE: .018" X 80CM INTER, STRAIGHT TIP	YES	NI/TU	MICRO	STRAIGHT	0.018	80	INTERMEDIATE	7	3
H787058001095	NIT-VU MICRO GUIDEWIRE: .018" X 110CM INTER, STRAIGHT TIP	YES	NI/TU	MICRO	STRAIGHT	0.018	110	INTERMEDIATE	7	3
H787058001105	NIT-VU MICRO GUIDEWIRE: .018" X 180CM INTER, STRAIGHT TIP	YES	NI/TU	MICRO	STRAIGHT	0.018	180	INTERMEDIATE	7	3
H787058001245	NIT-VU MICRO GUIDEWIRE: .018" X 80CM, 2 CM STRAIGHT TIP GUIDEWIRE	YES	NI/TU	MICRO	STRAIGHT	0.018	80	STIFF	2	3
H787058001305	NIT-VU MICRO GUIDEWIRE: .018" X 300CM, 2CM STRAIGHT TIP GUIDEWIRE	YES	NI/TU	MICRO	STRAIGHT	0.018	300	STIFF	2	3

GL/VA/BR/1850 Rev 01 05/2023

OUR PORTFOLIO

WE HAVE WHAT IT TAKES TO GET YOU THERE

		ACCESS	DIAGNOSTIC	MICRO
	PRODUCT FAMILY	ANGIODYNAMICS MICRO-INTRODUCER GUIDEWIRES	ADX PERIPHERAL VASCULAR ACCESS GUIDEWIRES	NIT-VU HIGH PERFORMANCE MICRO GUIDEWIRES
	PRODUCT DESCRIPTION	SIMPLE SHORT WIRES, TYPICALLY USED FOR ACCESS AND OFTEN EXCHANGED QUICKLY	COMMONLY USED TO NAVIGATE VASCULATURE AND MAINTAIN ACCESS FOR CATHETER PLACEMENT	LUBRICIOUS MICRO GUIDEWIRE TO FACILITATE NAVIGATION AND CROSSING
	O.D. SIZE (IN)	0.018"	0.018", 0.021", 0.025", 0.032", 0.035", 0.038"	0.014", 0.018"
	LENGTH (CM)	45, 60, 65, 80, 130	60, 80, 150, 180, 260	80, 110, 180, 300
	WIRE COATING	NONE	PTFE	LUBRICIOUS
	TIP CONFIGURATIONS	STRAIGHT	STRAIGHT J-TIP	STRAIGHT ANGLED
	WIRE TYPE	MANDREL	SPRING COIL	MANDREL
CORE TYPE	FIXED CORE	✓	✓	✓
	MOVEABLE CORE		✓	
CORE MATERIAL	STAINLESS STEEL	✓	✓	
	NITINOL	✓		✓
TIP MATERIAL	STAINLESS STEEL	✓	✓	
	RADIOPAQUE	✓		

GL/VA/BR/1850 Rev 01 05/2023

GL/VA/BR/1850 Rev 01 05/2023

FOOTNOTES

1. Not all products may be available for sale in your market. Please consult with your local AngioDynamics Partner for product availability and additional product information.
2. Low volume configurations may be built to order and require a greater lead time.

Note: AngioDynamics has data on file supporting device performance claims.

RISK INFORMATION

ADx Peripheral Vascular Access Guidewire Intended Use: Designed for percutaneous entry into the peripheral vascular system as an intravascular device by gently negotiating the vascular system while maintaining enough strength and rigidity to enable a catheter to be directed over the guidewire with ease.

Micro Access Intended Use: The Micro Access Kit is used for percutaneous introduction of a guidewire or catheter into the vascular system following a small 21-gauge needle stick.

Micro-Introducer Intended Use: The micro-introducer is designed for percutaneous introduction of a guidewire or catheter into the vascular system utilizing a 21 gauge needle stick.

Nitinol Guidewires with Tungsten Tip Instructions for Use: Vascular: For percutaneous entry of peripheral vessels using the Seldinger Technique. This device is not indicated for use in the coronary or cerebral vasculature. Non-Vascular: To facilitate the introduction and placement of a 0.035 in (0.89 mm) or 0.038 in (0.97 mm) diameter guidewire for non-vascular procedures.

NiT-Vu High Performance Micro Guidewire Indications for Use: The NiT-Vu High-Performance Micro Guidewire is designed to facilitate the placement of devices for diagnostic and interventional procedures.

Refer to Directions for Use and/or User Manual provided with the product for complete Instructions, Warnings, Precautions, Possible Adverse Effects and Contraindications prior to use of the product.

CAUTION

Federal law (USA) restricts this device to sale by or on the order of a physician.

USA > 14 Plaza Drive, Latham, NY 12110 > tel: 800-772-6446 or 518-798-1215 > fax: 518-798-1360
International > Haaksbergweg 75 (Margriettoren), 1101 BR, Amsterdam 2-0, Netherlands
tel: +31 (0)20 753 2949 > fax: +31 (0)20 753 2939

www.angiodynamics.com

angiodynamics

AngioDynamics, the AngioDynamics logo, ADx, the ADx logo, NiT-Vu, and the NiT-Vu logo and/or registered trademarks of AngioDynamics, Inc., an affiliate or a subsidiary.
All other trademarks are property of their respective owners. ©2023 AngioDynamics, Inc. GL/VA/BR/1850 Rev 01 05/2023