

The market leader  
for endovenous laser  
varicose vein devices<sup>1</sup>




# Varicose vein treatment you can count on

As the market leader in endovenous laser varicose vein treatment<sup>†</sup>, AngioDynamics\* offers a comprehensive suite of solutions for your practice and patients. Plus, as your clinical and business partner, AngioDynamics delivers value-added support to help build your success. Discover the many reasons why VenaCure EVLT\* treatment should be your therapy of choice.

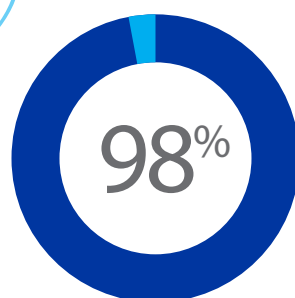
## Endovenous Laser Ablation: By the Numbers

**10** YEARS  
of proven  
VenaCure EVLT  
performance<sup>†</sup>


1.5 million  
VenaCure EVLT  
procedures  
completed worldwide<sup>†</sup>



**98%** closure rate<sup>2</sup>



33 million potential  
patients<sup>3</sup>



<sup>†</sup>Based on unit sales.

## An unmatched history of success

- The VenaCure EVLT system stands out from the competition with more than a decade of proven performance, backed by numerous studies and more than 1.5 million procedures performed worldwide<sup>†</sup>.
- Endovenous laser ablation (EVLA) has a proven closure rate of 98%<sup>2</sup>.

## Widest range of treatable veins

- VenaCure EVLT can be used to treat the full range of varicose veins, including large veins not treatable with non-thermal solutions.
- While other solutions must touch the vein wall to deliver treatment—limiting most of them in clinical trials to a maximum of 8 mm veins and increasing the risk of burns and other complications—AngioDynamics' proprietary covered-tip fiber projects energy to the vein walls without touching them<sup>4</sup>.

## Enhanced product line to better meet your needs

- The 1470 nm laser uses the laser frequency that is theorized to be ideal for safety and efficacy<sup>6,7</sup>—in an improved form with enhanced touchscreen functionality.
- Proprietary fibers allow you to target your therapies to specific venous anatomy. Plus, they're provided in procedure kits that include everything needed to treat small to large veins.

## Value-added partnership to increase your success

- The VenaCure EVLT system provides effective varicose vein treatment that can potentially be faster and result in fewer complications and less pain than other treatment options<sup>4,8</sup>—plus, well-established insurance coverage (including Medicare) for your patients and reimbursement for your practice<sup>9†</sup>.
- AngioDynamics supports you every step of the way with comprehensive training, newly-refreshed marketing materials, and access to industry experts.

As the market leader in endovenous laser ablation treatments<sup>1</sup> and the first company to use diode lasers in vein management<sup>5</sup>, AngioDynamics knows the technology and clinical efficacy of endovenous laser ablation like no one else—and delivers cutting-edge products, training, and support tailored to your needs.



Not an actual patient.

<sup>†</sup>It is always the provider's responsibility to determine appropriate coding and charges for insurance claims. Before filing any claims, providers should verify the payer's current requirements and policies.

# Newly enhanced technology meets practice needs and patient profiles

## VenaCure EVLT 1470 Pro\* Laser

The latest iteration of our high-performing diode laser, the VenaCure 1470 Pro laser continues to use the ideal laser frequency for safety and efficacy<sup>4,6,7</sup>, but with enhanced functionality and an improved user interface as compared to other 1470 lasers (see “Benefits” below).

### Benefits

- Streamlined form factor fits the modern practice environment—and it’s compact enough to transport between hospital and office.
- Intuitive touchscreen controls and custom treatment parameters.
- Preset capability enables quick and easy laser adjustments to suit individual preferences in multiple-practitioner practices and treatment types.

### Designed for optimal outcomes

As a water-specific laser, the VenaCure 1470 Pro laser targets water as the chromophore to absorb the laser energy. Since the vein structure is mostly water, it is theorized that the 1470 nm laser wavelength efficiently heats endothelial cells with a low risk of collateral damage, resulting in an optimal vein ablation<sup>4</sup>.

It is designed to work exclusively with the range of AngioDynamics fibers, including the NeverTouch\* fibers. Maximizing these two technologies can result in even better patient outcomes<sup>4</sup>. The 1470 nm laser allows effective vein ablation with the targeted energy of 30-50 joules/cm at a setting of 5-7 watts.



## VenaCure 1470 Pro

## FEATURES

### Easy to use

- Intuitive touchscreen interface
- Programmable sound pulses allow for audible tracking of pull-back rate, which increases repeatability of treatment
- Aiming beam with variable modes and brightness increases visibility in patient
- Real-time on-screen display of treatment energy

### Dependable quality

- Industry-leading 3-year standard warranty ensures every laser receives top-notch service
- Internal sensors constantly monitor wattage, ensuring a constant energy output

## SPECIFICATIONS

Laser Type	Diode laser, CW, class IV
VenaCure 1470 Pro Laser	1470 nm
Maximum Power	15 W to the laser output port
Aiming Beam	Class 3R diode laser, $\leq 4$ mW at port, wavelength 635 nm
Weight	11 kg max

## DIODE LASER

Description	UPN
VenaCure 1470 Pro Laser (hard case not included, cardboard shipping box only)	H787VC1470PRO0
VenaCure 1470 Pro Laser with Hard Case	H787VC1470PROT0
Remote Interlock	EAM000045
Foot Switch	EAM000541
Spare Key-VenaCure 1470 Pro Laser	MBQ000190
Safety Goggles	OBM003603
User Manuals	DGM001357

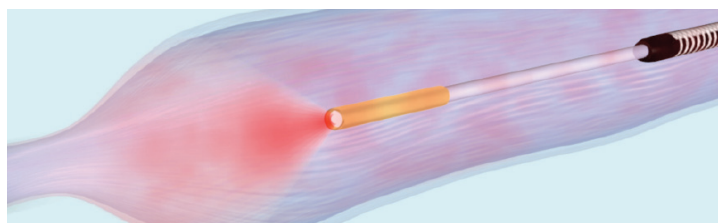
## NeverTouch Gold-Tip Fiber Procedure Kits

Use of a 1470 nm laser wavelength in conjunction with jacket-tip fibers, such as our NeverTouch gold-tip laser fiber (exclusive to AngioDynamics), is the greatest contributing factor in minimizing pain and bruising<sup>†</sup> while enhancing visibility and therefore ease of use<sup>4</sup>.



### Benefits

- Innovative design eliminates laser tip contact with the vein wall, minimizing damage to the wall as compared to traditional bare-tip fibers.
- Gold-tip maximizes ultrasonic visibility, thereby making it easier for physicians to use.



Gold-tip eliminates laser tip contact with vein wall

## NEVERTOUCH GOLD-TIP FIBER PROCEDURE KITS

Description	UPN	Kit Length	Long-Access Guidewire	Needle
NeverTouch-FRS Kit	H787114030010	45 cm	.035"	21 gauge
NeverTouch-FRS Kit	H787114030020	65 cm	.035"	21 gauge
NeverTouch-FRS Kit	H787114030040	90 cm	.035"	21 gauge
NeverTouch-FRS Kit	H787114030050	45 cm	.035"	19 gauge
NeverTouch-FRS Kit	H787114030060	65 cm	.035"	19 gauge
NeverTouch-FRS Kit	H787114030070	90 cm	.035"	19 gauge
NeverTouch-FRS Kit	H787114030030	25 cm	.018"	21 gauge
NeverTouch-FRS Kit	H787114030120	45 cm	.018"	21 gauge
NeverTouch-FRS Kit	H787114030130	65 cm	.018"	21 gauge
NeverTouch-FRS Kit Clear Needle	H787514030010	45 cm	.035"	21 gauge
NeverTouch-FRS Kit Clear Needle	H787514030020	65 cm	.035"	21 gauge

## TRE-SHEATH\* INTRODUCER

Description	UPN	Kit Length
TRE-Sheath Hydrophilic Coated Introducer	H787114033015	45 cm
TRE-Sheath Hydrophilic Coated Introducer	H787114033025	65 cm

<sup>†</sup> Compared to other procedural factors, i.e. wavelength alone.

## NeverTouch Direct Procedure Kits

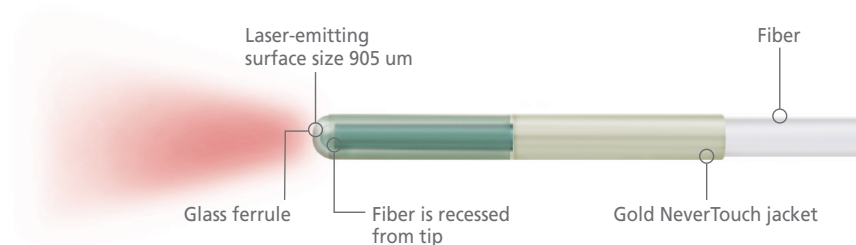
The NeverTouch Direct Fiber includes an atraumatic tip for sheathless placement, which allows physicians to advance to the saphenofemoral junction in appropriate patients without the use of a TRE-Sheath introducer.

### Benefits

- In addition to the benefits of the NeverTouch Gold-Tip Fiber, the NeverTouch Direct Procedure Kit allows physicians to gain access, advance the fiber, and treat a diseased vein without the placement of a second guidewire.



**VenaCure** *Direct*  
NeverTouch Direct Fiber



## NEVERTOUCH DIRECT PROCEDURE KITS

Description	Part #	Length	Access Guidewire
NeverTouch Direct Procedure Kit	H787114031015	85 cm	45 cm

## ACCESSORIES

Description	Part #	Size/Length	Qty/Box
NeverTouch Direct Introducer Sheath	H787165100011	4F/10 cm	10
Guidewire Double-Ended 3 mm J/Straight Floppy-Tip Fixed Core (PTFE Coated)	H787055011012	.035" x 150 cm	10
Nitinol Guidewire with Tungsten Tip	H787065972015	.018" x 45 cm	10
Super Sharp Needle with Echogenic Tip	H787065086015	21G x 7 cm	10

## 400 Micron Perforator and Accessory Vein Ablation Kit

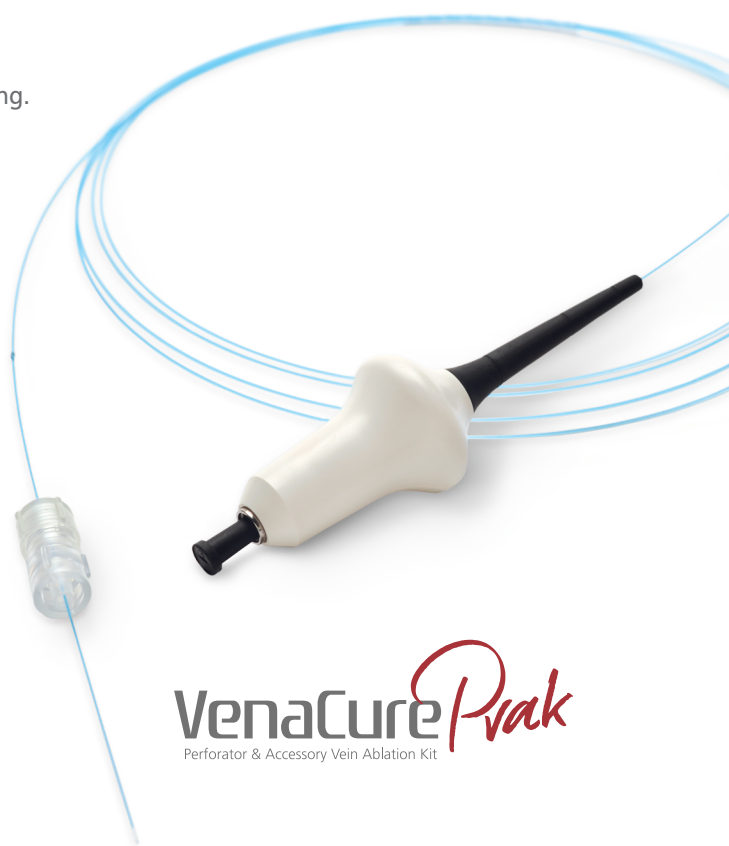
Incompetent Perforator Veins (IPVs) associated with Chronic Venous Insufficiency (CVI) are linked to venous hypertension, severe sequelae of CVI, and the development of leg ulcers. Treatment of IPV and CVI can lead to reduced recurrent rates for venous ulcers<sup>10</sup>. This represents a significant opportunity to expand the range of venous disease treatment for your patients and your practice. The 400 Micron PVAK kit's low-profile fiber allows for simple access and easy positioning.

### Benefits

- Smaller sized fiber aids in Saphenous Vein (SV) access and positioning.
- 21G venous access needle ensures easy, atraumatic access.
- .018" guidewire navigates small, tortuous veins with a floppy tip and has a firm anchor to guide the sheath and hold it in place.

### 400 MICRON PERFORATOR AND ACCESSORY VEIN ABLATION KIT

Description	Part #
400 Micron Perforator and Accessory Vein Ablation Kit	H787EVLTPVAKU55
International 400 Micron Kit	H787EVLTPVAK5



**VenaCure** *Prak*  
Perforator & Accessory Vein Ablation Kit

## Spotlight OPS\* Procedure Kits

Spotlight OPS Procedure Kits eliminate the need for a separate dilator and provide a cost-effective alternative to other products.

### Benefits

- Tungsten-loaded sheath tip increases echogenicity, allowing for bright and easy tip placement, while the smooth, soft, atraumatic tip and low profile make it easy to navigate.
- Unique self-dilation technology eliminates the need for a separate dilator, resulting in fewer components, fewer exchanges, and potentially faster procedures.

### SPOTLIGHT OPS PROCEDURE KITS

Description	Part #	Kit Length
Procedure Kit with Spotlight OPS	H787EVL25OPS5	25 cm
Procedure Kit with Spotlight OPS	H787EVL55OPS5	55 cm
Procedure Kit with Spotlight OPS	H787EVL80OPS5	80 cm




**VenaCure** Ops  
Spotlight One-Piece Sheath Fiber

# Build success with value-added services

## Comprehensive and personalized approach to training

Fully funded, two-day training with experts at one of our convenient locations establishes a strong foundation, followed by on-site and online training opportunities.

- Interactive and didactic learning for physicians includes live case observation, with peer-to-peer insights into the system as well as perioperative care.
- Individualized, on-site training by our clinical specialists addresses your specific practice needs and sets the stage for your success.
- First-day case support and training are complemented by continued support for more complex cases.
- Sponsored CME/CEU course on varicose veins provides additional education opportunities.



## Ongoing clinical and practice support

Extensive reference materials and access to knowledgeable experts assures your practice's success with the VenaCure EVLT system beyond your initial purchase.

- Our comprehensive reference manual offers clinical and practice support materials, including patient forms and up-to-date reimbursement guidelines.
- From day one, you can count on world-class, personalized customer service with a dedicated AngioDynamics contact for ongoing support, including help in building referrals, maximizing reimbursement, and more.

## Practice-building marketing materials

As a VenaCure EVLT system customer, you'll have access to our MVP Marketing Program, which offers effective tools for maximizing your practice's potential with the VenaCure EVLT system. These benefits are provided at no charge to your practice.

- Customizable emails help you acquire new patients as well as build your referral network.
- Ready-to-use patient education materials highlight the benefits of laser therapy and answer commonly asked questions.
- Our promotional video, designed for viewing in your waiting room, helps build awareness and interest among your current patients.
- Your practice will be included in our physician locator on our patient-focused VenaCure EVLT website—supporting organic growth of potential new patients.
  - Access up-to-the-minute analytics on website traffic driven to your website.
  - Generate leads linked directly to your practice.

## Learn more

Only AngioDynamics offers this complete package of products, training, and support—backed by an unmatched history of success. Contact your AngioDynamics sales representative to learn more about how we can help you grow your practice with the VenaCure EVLT system.

[VenaCure-EVLT.com](http://VenaCure-EVLT.com)

## REFERENCES

1. Based on market revenue share; 2017 Millennium Research Group, Inc., pp. 58.
2. Aurshina A, Ascher E, Victory J, Rybitskiy D, Zholanji A, Marks, N, Hingorani A. Clinical correlation of success and acute thrombotic complications of lower extremity endovenous thermal ablation. *Journal of Vascular Surgery: Venous and Lymphatic Disorders*. 2018;6(1):25-30. doi:10.1016/j.jvsv.2017.07.001.
3. Piazza G. Varicose Veins. *Circulation*. 2014;130:582-587.
4. Kabnick L, Sade M. Fiber type as compared to wavelength may contribute more to improving postoperative recovery following endovenous laser ablation. *Journal of Vascular Surgery*. 4:286-92.
5. Navarro L, Min RJ, Boné C. Endovenous Laser. *Dermatologic Surgery*. 2001;27(2):117-122. doi:10.1097/00042728-200102000-00004.
6. Caliskan K, Cakmakci E, Celebi I, Basak M. Endovenous 1470 nm laser treatment of the saphenous vein: early report of pain assessment. *Journal of Cardiovascular Surgery*. 2013;54(2):p.263-7.
7. Schwarz T, Hodenberg EV, Furtwängler C, Rastan A, Zeller T, Neumann F-J. Endovenous laser ablation of varicose veins with the 1470-nm diode laser. *Journal of Vascular Surgery*. 2010;51(6):1474-1478. doi:10.1016/j.jvs.2010.01.027.
8. Gifford S, Kalra M, Gloviczki P, Duncan A, Oderich G, Fleming M, Harmsen S and Bower T (2014). Reflux in the below-knee great saphenous vein can be safely treated with endovenous ablation. *Journal of Vascular Surgery: Venous and Lymphatic Disorders*, 2(4), pp.397-402.
9. Data on file.
10. Barwell J, Davies C, Deacon J. Comparison of surgery and compression with compression alone in chronic venous ulceration (ESCHAR study): Randomized controlled trial. *ACC Current Journal Review*. 2004;13(8):23-24. doi:10.1016/j.accreview.2004.07.117.

## IMPORTANT RISK INFORMATION

**VENACURE EVLT 1470 PRO LASER INDICATION FOR USE:** The VenaCure 1470 Pro laser is intended for use in the treatment of varicose veins and varicosities with superficial reflux of the Greater Saphenous Vein, and in the treatment of incompetent refluxing veins in the superficial venous system in the lower limb.

**Contraindications:** Contraindications include but are not limited to the following, Patients with thrombus in the vein segment to be treated. Patients with an aneurysmal section in the vein segment to be treated. Patients with peripheral arterial disease as determined by an Ankle-Brachial Index < 0.9.

Refer to Instructions for Use and/or User Manual provided with the product for complete Instructions, Warnings, Precautions, Potential Complications and Contraindications prior to use of the product.

**CAUTION:** Federal law (USA) restricts this device to sale by or on the order of a physician.

**VENACURE EVLT NT, NT DIRECT, AND PROCEDURE KIT INDICATIONS FOR USE:** The VenaCure EVLT NeverTouch Procedure Kits, VenaCure EVLT NeverTouch Direct Procedure Kits and the VenaCure EVLT Tre' Sheath are indicated for endovascular coagulation of the Great Saphenous Vein (GSV) in patients with superficial vein reflux, for the treatment of varicose veins and varicosities associated with superficial reflux of the Great Saphenous Vein (GSV), and for the treatment of incompetence and reflux of superficial veins of the lower extremities.

This product should be used only with lasers cleared for use in the treatment of varicose veins, varicosities with superficial reflux of the GSV, and in the treatment of incompetent refluxing veins in the superficial venous system in the lower limbs.

**CONTRAINDICATIONS:** Contraindications include but are not limited to the following, Patients with thrombus in the vein segment to be treated. Patients with an aneurysmal section in the vein segment to be treated. Patients with peripheral arterial disease as determined by an Ankle-Brachial Index < 0.9.

Refer to Instructions for Use and/or User Manual provided with the product for complete Instructions, Warnings, Precautions, Potential Complications and Contraindications prior to use of the product.

**CAUTION:** Federal law (USA) restricts this device to sale by or on the order of a physician.

**VENACURE EVLT 400 µm PERFORATOR AND ACCESSORY VEIN ABLATION KIT INDICATIONS FOR USE:** The VenaCure EVLT 400 µm Perforator and Accessory Vein Ablation Kit is intended for use in the treatment of superficial vein reflux of the greater saphenous vein associated with varicosities.

The VenaCure EVLT 400 µm Perforator and Accessory Vein Ablation Kit is indicated for treatment of incompetence and reflux of superficial veins in the lower extremity, and for treatment of incompetent (i.e. refluxing) perforator veins (IPVs).

**CONTRAINDICATIONS:** Contraindications include but are not limited to the following, Patients with thrombus in the vein segment to be treated. Patients with an aneurysmal section in the vein segment to be treated. Patients with peripheral arterial disease as determined by an Ankle-Brachial Index < 0.9. Patients with an inability to ambulate. Patients with deep vein thrombosis (DVT). Patients who are pregnant or breast feeding. Patients in general poor health. Other contraindications may be raised by the individual physician at the time of treatment.

Extremely tortuous vein segments may require treatment by alternative techniques (phlebectomy, sclerotherapy).

Refer to Directions for Use and/or User Manual provided with the product for complete Instructions, Warnings, Precautions, Possible Adverse Effects and Contraindications prior to use of the product.

**CAUTION:** Federal law (USA) restricts this device to sale by or on the order of a physician.



USA > 14 Plaza Drive, Latham, NY 12110  
tel: 800-772-6446 or 518-798-1215 > fax: 518-798-1360

[www.angiodynamics.com](http://www.angiodynamics.com) | [VenaCure-EVLT.com](http://VenaCure-EVLT.com)

\*AngioDynamics, the AngioDynamics logo, VenaCure EVLT, the VenaCure EVLT logo, VenaCure, NeverTouch, NeverTouch Direct, the NeverTouch Direct logo, Spotlight OPS, the Spotlight OPS logo, TRE-Sheath, EVLT, VenaCure 1470 Pro, and the VenaCure 1470 Pro logo are trademarks and/or registered trademarks of AngioDynamics, Inc., an affiliate, or a subsidiary.  
© 2020 AngioDynamics, Inc. GL/VI/BR/425 Rev 01 09/2020